



NATIONAL BUREAU OF STATISTICS

Premium Motor Spirit (Petrol) Price Watch

(APRIL 2026)

Report Date: MAY 2026

Data Source: National Bureau of Statistics (NBS)

CONTENT

Methodology	3
Executive Summary	4
Average PMS Prices Across States	5
Average PMS Prices Across Zones	6
12 Months Average Prices	7
Appendix	8
Contact	9



METHODOLOGY

The data collection was conducted in sample outlets spread across 774 local government areas in all the 36 states and the FCT, Abuja. The data was collected from over 10,000 respondents located in the outlets. The estimates were derived from the weights generated from household expenditure on fuel and the actual prices households bought those fuels. This data collection exercise was done by over 700 NBS staff in all the states and the FCT and were closely monitored by quality control officers with sophisticated monitoring guidelines.

The average prices are reported for each state and the FCT, Abuja accordingly.

EXECUTIVE SUMMARY

The average retail price paid by consumers for Premium Motor Spirit (Petrol) for April 2026 was ₦1,532.93, indicating a 23.69% increase compared to the value recorded in April 2025 (₦1,239.33). Likewise, comparing the average price value with that of the previous month (i.e., March 2026), the average retail price increased by 18.97% from ₦1,288.54.

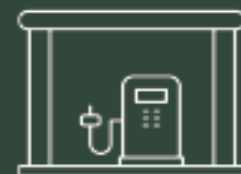
On State profile analysis, Yobe State had the highest average retail price for Premium Motor Spirit (Petrol), at ₦1,599.05. Edo and Bauchi States were next, with ₦1,595.74 and ₦1,589.07, respectively. Conversely, Niger, Sokoto and Katsina State had the lowest average retail prices for Premium Motor Spirit (Petrol), at ₦1,403.89, ₦1,404.16, and ₦1,406.28, respectively.

Lastly, on the Zonal profile, the South-South Zone had the highest average retail price of ₦1,566.76, while the North West Zone had the lowest price of ₦1,508.81.

PREMIUM MOTOR SPIRIT (PETROL) PRICE WATCH

- APRIL 2026

Average PMS Prices Across States



YoY = 23.69%

MoM = 18.97%

N1,239.33

APRIL 2025

N1,532.93

APRIL 2026

N1,288.54

MARCH 2026



STATES WITH THE HIGHEST AVERAGE PRICES

YOBE

N1,599.05

EDO

N1,595.74

BAUCHI

N1,589.07

STATES WITH THE LOWEST AVERAGE PRICES

NIGER

N1,403.89

SOKOTO

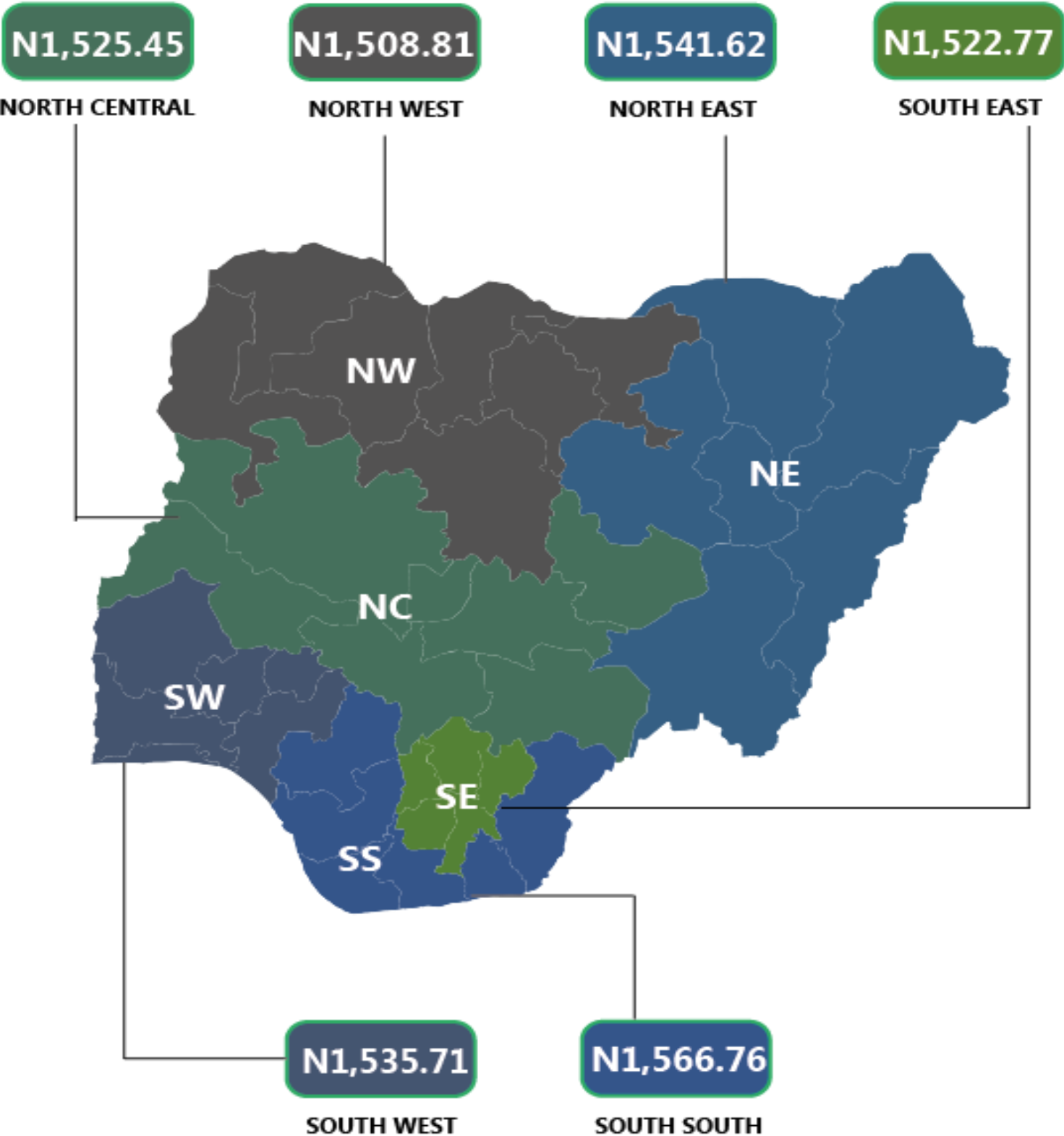
N1,404.16

KATSINA

N1,406.28

PREMIUM MOTOR SPIRIT (PETROL) PRICE WATCH - APRIL 2026

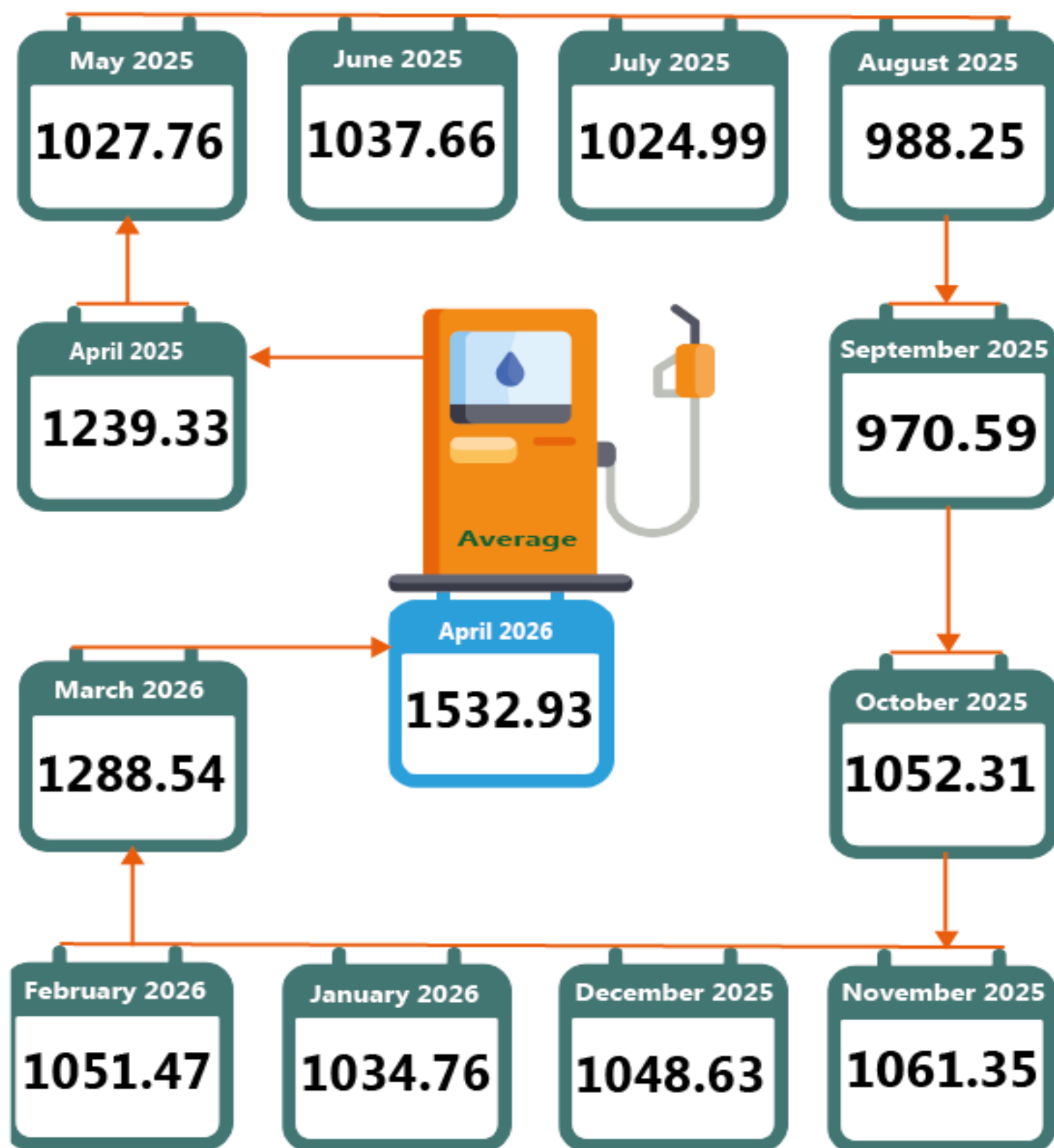
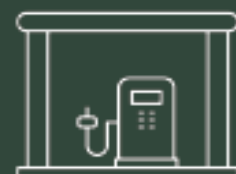
Average PMS Prices Across Zones



PREMIUM MOTOR SPIRIT (PETROL) PRICE WATCH

- APRIL 2026

12 Months Average Prices



APPENDIX

	Apr-25	Mar-26	Apr-26	MoM	YoY
NORTH CENTRAL	1242.94	1258.34	1525.45	21.23	22.73
Abuja	1180.42	1268.49	1553.75	22.49	31.63
Benue	1341.34	1303.68	1582.75	21.41	18.00
Kogi	1258.00	1217.24	1474.31	21.12	17.20
Kwara	1014.85	1224.28	1535.78	25.44	51.33
Nasarawa	1293.90	1213.80	1546.89	27.44	19.55
Niger	1309.54	1328.42	1403.89	5.68	7.20
Plateau	1302.52	1252.45	1580.79	26.22	21.36
NORTH EAST	1166.27	1336.50	1541.62	15.35	32.18
Adamawa	1370.00	1350.73	1417.58	4.95	3.47
Bauchi	1186.98	1290.47	1589.07	23.14	33.87
Borno	1153.33	1375.16	1476.12	7.34	27.99
Gombe	1060.93	1334.83	1586.62	18.86	49.55
Taraba	1256.39	1305.74	1581.31	21.10	25.86
Yobe	970.00	1362.05	1599.05	17.40	64.85
NORTH WEST	1325.90	1302.30	1508.81	15.86	13.79
Jigawa	1567.84	1270.06	1572.53	23.82	0.30
Kaduna	1395.04	1193.40	1534.11	28.55	9.97
Kano	1283.70	1280.14	1579.30	23.37	23.03
Katsina	1111.94	1356.41	1406.28	3.68	26.47
Kebbi	1148.91	1337.26	1501.03	12.25	30.65
Sokoto	1550.00	1377.55	1404.16	1.93	-9.41
Zamfara	1223.89	1301.31	1564.25	20.21	27.81
SOUTH EAST	1341.71	1315.26	1522.77	15.78	13.50
Abia	1227.15	1247.84	1557.39	24.81	26.91
Anambra	1240.69	1441.22	1515.72	5.17	22.17
Ebonyi	1118.80	1287.93	1537.48	19.38	37.42
Enugu	1533.41	1308.22	1430.18	9.32	-6.73
Imo	1588.50	1291.10	1573.08	21.84	-0.97
SOUTH SOUTH	1222.54	1293.59	1566.76	21.12	28.16
Akwa Ibom	1139.00	1301.52	1585.60	21.83	39.21
Bayelsa	1185.90	1252.48	1536.81	22.70	29.59
Cross River	1301.69	1365.02	1514.14	10.92	16.32
Delta	1161.41	1279.60	1588.86	24.17	36.80
Edo	1283.24	1315.08	1595.74	21.34	24.35
Rivers	1263.98	1247.84	1579.41	26.57	24.95
SOUTH WEST	1138.64	838.41	1024.81	22.23	-10.00
Ekiti	1226.30	1246.16	1547.72	24.20	26.21
Lagos	1064.58	1162.71	1486.17	27.82	39.60
Ogun	1166.24	1169.78	1529.67	30.77	31.16
Ondo	1148.42	1287.83	1573.56	22.19	37.02
Osun	1042.49	1256.96	1521.85	21.07	45.98
Oyo	1183.79	1271.31	1555.32	22.34	31.38
Grand Total	1239.33	1288.54	1532.93	18.97	23.69

CONTACT



National Bureau of Statistics
Head Office

#1 Wole Olanipekun St,
Central Business District,
Federal Capital Territory
Abuja

Bonaventure Nwosu
Information Desk

Head, Communication and Public
Relation Department (C&PRD)
Phone: +2348033109882
bnwosu@nigerianstat.gov.ng

Mrs Musa Nkem
Head Prices Division

Phone: +2348130286147
nmusa@nigerianstat.gov.ng

Moses Mathew
Statistical Information Officer

Phone: +2347069071157
matmoses@nigerianstat.gov.ng



@nbs_nigeria



NBSNIGERIA



Nbs_nigeria

